

CONDUFLEX
connecting the power. to innovate



CONDUFLEX

Closed designer cable carrier

- Very well sealed design
- With protective straps ideal for hot chips
- Easy replacement of the brackets where external damage has occurred
- Easy to shorten or extend at a later date
- TÜV type tested in accordance with 2 PFG 1036/10.97

Optional:
Protective straps for protecting the stop grooves against contamination



Different end connectors



Completely enclosed cable carriers in a sophisticated design

Attractive appearance due to stainless steel crossbars and frame made of fiberglass reinforced polyamide

Optimum protection for cables and hoses

Quiet operation due to small pitch

Inside heights



Inside widths



kabelschlepp.de

Fon: +49 2762 4003-0


OnlineEngineer.de
KABELSCHLEPP
Cable Carrier Configurator



CONDUFLEX – Designer cable carrier in use

Types CF 055, 060, 085, 115, 120, 175

■ Closed cable carriers (TUBES)



Inside heights



Inside widths

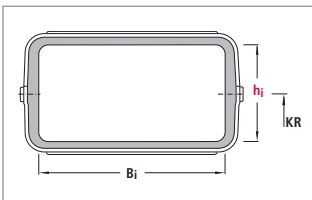


kabelschlepp.de

Type	h _i	B _k	Maximum travel length in m	Dynamics of unsupported arrangement		Page
				Travel speed v _{max} in m/s	Travel acceleration a _{max} in m/s ²	
CF 055	25	45	3.0	10	20	285
CF 060	40	36	3.5	10	20	285
CF 085	38	73	4.0	8	18	285
CF 115	52	102	5.0	8	16	285
CF 120	70	100	5.5	6	15	285
CF 175	72	162	6.0	6	12	285

Dimensions in mm

Fon: +49 2762 4003-0



Use our free project planning service.

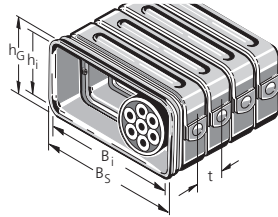
Example of ordering

Cable carrier				Connection
CONDUFLEX Type	CF 120	-	140	-
Bend radius KR in mm			1200	-
Conduit length L _{ES} in mm (without connection)				FST/FQF
Connection Fixed point/Driver				

Types CF 055, 060, 085, 115, 120, 175

Dimensions and intrinsic hose weight

Type	h _i mm	h _G mm	B _i mm	B _S mm	Intrinsic hose weight kg/m
CF 055*	25	38	45	62	1.25
CF 060	40	52	36	60	1.60
CF 085*	38	52	73	92	1.90
CF 115*	52	67	102	123	2.60
CF 120	70	86	100	127	3.80
CF 175*	72	94	162	190	5.20




Inside heights

25
-
72

Inside widths

45
-
162

*) KABELSCHLEPP CONDUFLEX TUBES CF 055, CF 085, CF 115 and CF 175 can be fitted with **protective straps**, to shield the impact slots of the plastic frame from contamination.



Protective strap

kabelschlepp.de

Bend radius and pitch

Type	Bend radii KR mm			
CF 055	65	100	150	—
CF 060	100	—	—	—
CF 085	100	150	200	250
CF 115	140	225	300	—
CF 120	155	200	—	—
CF 175	185	250	350	—

Pitch:

Typ CF 055: t = 20 mm

Typ CF 060: t = 20 mm

Typ CF 085: t = 20 mm

Typ CF 115: t = 25 mm

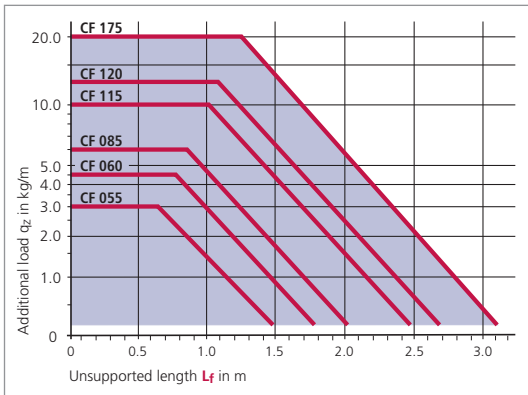
Typ CF 120: t = 25 mm

Typ CF 175: t = 30 mm

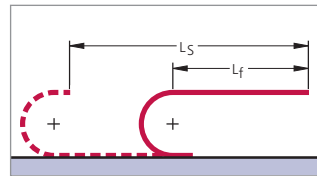
Font: +49 2762 4003-0

Load diagram

for unsupported length L_f depending on the additional load



Unsupported length L_f



OnlineEngineer.de
KABELSCHLEPP
Cable Carrier Configurator

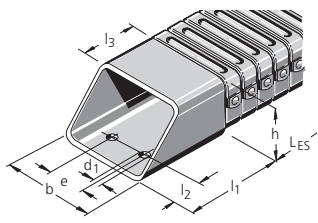
Types CF 055, 060, 085, 115, 120, 175

Connection dimensions

Diagonal flange connector – SF

Inside heights
25
72

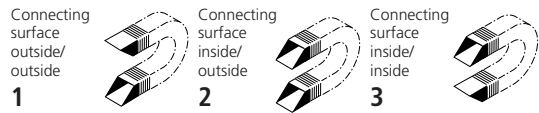
Inside widths
45
162



CONDUFLEX Type	b	h	e	d ₁	l ₁	l ₂	l ₃
CF 055	55	36	22	6.5	44	12.5	20
CF 060	55	52	22	6.5	44	12.5	20
CF 085	85	50	50	6.5	70	15.0	32
CF 115	117	66	70	8.5	84	17.5	34
CF 120	120	84	70	8.5	82	17.5	48
CF 175	182	92	100	10.5	100	22.5	45

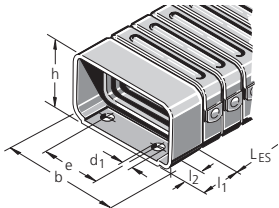
Dimensions in mm

Connection variants for diagonal flange connectors SF



Please state the position of the connecting surfaces when ordering.

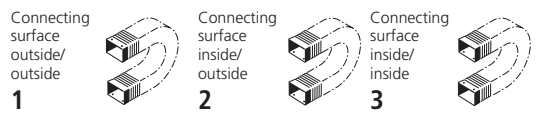
Standard connector bracket – ST



CONDUFLEX Type	b	h	e	d ₁	l ₁	l ₂
CF 055	55	36	22	6.5	20	8.5
CF 060	–	–	–	–	–	–
CF 085	85	52	50	6.5	25	10.0
CF 115	116	68	65-70	8.5	35	10.0
CF 120	120	84	70	8.5	35	12.5
CF 175	182	92	100	10.5	40	15.0

Dimensions in mm

Connection variants for standard flange connectors ST

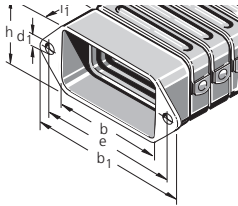


Please state the position of the connecting surfaces when ordering.

Types CF 055, 060, 085, 115, 120, 175

Connection dimensions

Cross flange connector bracket – QF



CONDUFLEX Type	b	h	b ₁	e	d ₁	l ₁
CF 055	55	35	90	75	6.5	20
CF 060	–	–	–	–	–	–
CF 085	85	50	120	105	6.5	25
CF 115	116	64	160	140	8.5	35
CF 120	–	–	–	–	–	–
CF 175	182	90	226	200	10.5	40

Dimensions in mm

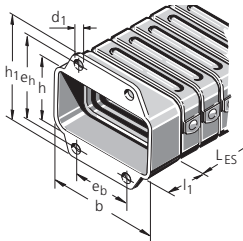
Inside heights



Inside widths



High flange bracket – HF



CONDUFLEX Type	b	h	h ₁	e _b	e _h	d ₁	l ₁
CF 055	55	35	70	18	55	6.5	20
CF 060	–	–	–	–	–	–	–
CF 085	85	50	85	45	70	6.5	25
CF 115	116	64	110	60	90	8.5	35
CF 120	–	–	–	–	–	–	–
CF 175	182	90	136	95	110	10.5	40

Dimensions in mm

The connectors SF, ST, QF and HF can be combined. Please state when ordering.

kabelschlepp.de

Fon: +49 2762 4003-0

OnlineEngineer.de
 with KABELSCHLEPP
 Cable Center Configurator